

GHL-J & GHL Flexible Graphite Laminate


Technical Data Sheet 438

Product Family - Laminates (Multi-Layer Graphite)

- GHL-A, GHC - Adhesively Bonded (GTA, GTC)
- GHA, GHA-C - Cured for Low Outgassing (GTA, GTC)
- GHL-J, GHL - Adhesively Bonded, Inhibited (GTJ, GTB)
- GHA-J, GHB - Cured for Low Outgassing (GTJ, GTB)

Product Overview

GRAFOIL® GHL-J flexible graphite laminate consists of multiple layers of GRAFOIL® GTJ flexible graphite. GRAFOIL® GHL flexible graphite laminate consists of multiple layers of GRAFOIL® GTB flexible graphite.



Applications

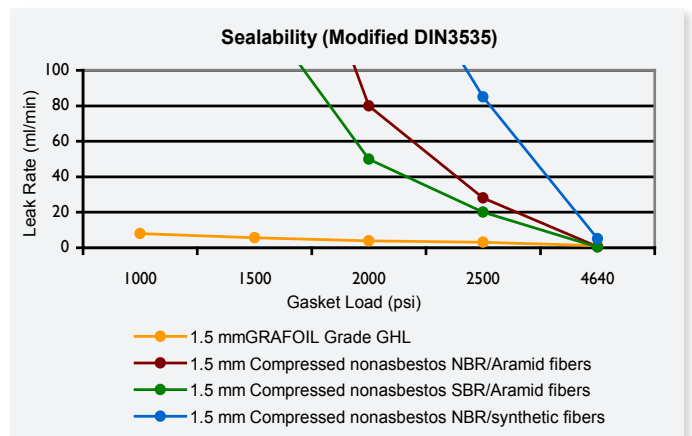
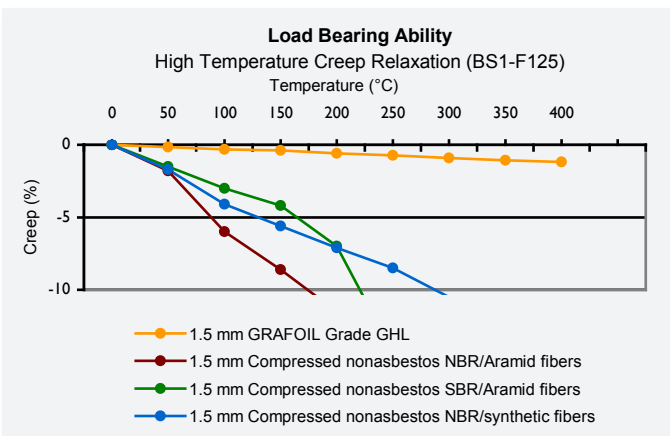
- Chemical
- Petrochemical
- Refinery
- Steam Service
- ASME class 150 & 300 Flanges

GHL-J Laminate Construction

- 1) GRAFOIL® GTJ flexible graphite (per Technical Data Sheet 437)
- 2) Micro-thin, phenolic-based adhesive
- 3) GRAFOIL® GTJ flexible graphite (per Technical Data Sheet 437)

GHL Laminate Construction

- 1) GRAFOIL® GTB flexible graphite (per Technical Data Sheet 436)
- 2) Micro-thin, phenolic-based adhesive
- 3) GRAFOIL® GTB flexible graphite (per Technical Data Sheet 436)



While maintaining an effective seal, GRAFOIL® material exhibits virtually no creep relaxation. As a result, the need for periodic bolt tightening is greatly reduced.

Typical Properties*

Characteristic	GHL-J Typical Value	GHL Typical Value
Thickness of Laminate	0.060" (1.52 mm) 0.120" (3.05 mm)	0.060" (1.52 mm) 0.120" (3.05 mm)
Width	24" (610 mm) 39.4" (1000 mm) for 0.060" & 0.120" thick	24" (610 mm) 39.4" (1000 mm) for 0.060" & 0.120" thick
Length	24" (610 mm) 39.4" (1000 mm) for 0.060" & 0.120" thick 100' (30.5 m) fo 0.060" thick	24" (610 mm) 39.4" (1000 mm) for 0.060" & 0.120" thick 100' (30.5 m) fo 0.060" thick
Bulk Density (Graphite)	70 lb/ft ³ (1.12 g/cc)	70 lb/ft ³ (1.12 g/cc)
Compressibility at 5000 psi (35 MPa) load	43%	43%
Recovery after 5000 psi (35 MPa) load	11%	11%
Creep Relaxation Method: BSI-F125 at 6000 psi (40 MPa) loadup to 400°C	< 3% for 70 lb/ft ³	< 3% for 70 lb/ft ³
Sealability Method: Mod DIN 3535 at 580 psi N2 at 32 MPa load	< 1.5 ml/min for 70 lb/ft ³	< 1.5 ml/min for 70 lb/ft ³
Temperature Use Range	-400°F to 975°F (-240°C to 525°C)	-400°F to 975°F (-240°C to 525°C)

Notes:

* Properties listed are typical and cannot be used as accept/reject specifications.

+1 (800) 253-8003 (Toll-Free in USA)

+1 (216) 529-3777 (International)

www.graftechAET.com | info@graftechAET.com

© 2017 Advanced Energy Technologies LLC. This information is based on data believed to be reliable but AET makes no warranties, express or implied, as to its accuracy and assumes no liability arising out of its use. The data listed falls within the normal range of product properties but should not be used to establish specification limits or used alone as the basis of design. AET's liability to purchasers is expressly limited to the terms and conditions of sale. eGRAF, GRAFGUARD® and GRAFOIL® are registered trademarks of Advanced Energy Technologies LLC. eGRAF, GRAFGUARD® and GRAFOIL® products, materials, and processes are covered by several US patents. For patent information visit www.graftechAET.com.

4.19.2017