

## GHR Metal-Reinforced Laminate

Technical Data Sheet 130

### Product Family - Laminates (Metal-Reinforced)

- GHH - GTC with Flat Low-Carbon Steel
- TG-251 - GTC with Thicker Low-Carbon Steel
- GHE - GTB with Tanged Stainless Steel
- GHR - GTB with Flat Stainless Steel
- GHT - GTB with C-276

### Product Overview

GRAFOIL® GHR metal-reinforced laminate consists of GRAFOIL® GTB flexible graphite adhesively bonded to both faces of a flat stainless steel core.

### Applications

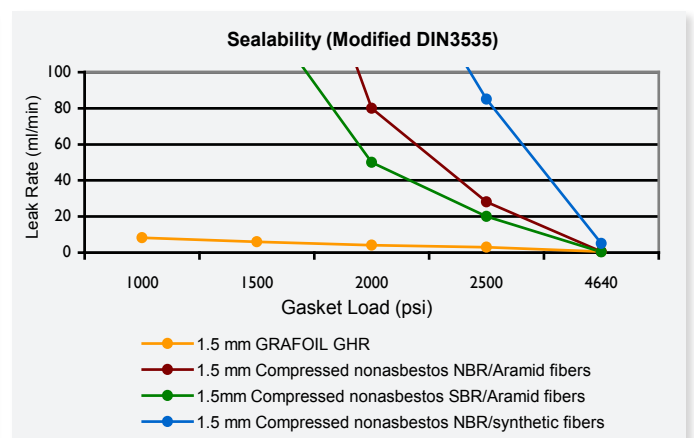
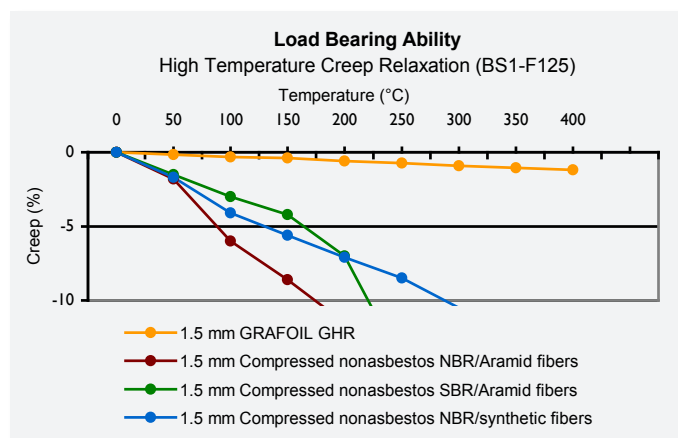

GRAFOIL® GHR material is suitable for standard industrial fluid sealing applications.

- Chemical
- Petrochemical
- Refinery
- Steam Service
- Cryogenic Applications
- ASME Class 150 & 300 Flanges

GRAFOIL® GTB Flexible Graphite  
(per Technical Data Sheet 436)

0.002" thick flat 316 or 316L stainless steel insert  
(per ASTM F-A-240 and AMS 5524)

GRAFOIL® GTB Flexible Graphite  
(per Technical Data Sheet 436)



While maintaining an effective seal, GRAFOIL® material exhibits virtually no creep relaxation. As a result, the need for periodic bolt tightening is greatly reduced.

## Typical Properties\*

Characteristic	Typical Value
Thickness of Laminate	0.032" (0.81 mm) 0.062" (1.57 mm) 0.122" (3.10 mm)
Width	39.4" (1000 mm)
Length	39.4" (1000 mm) 60" (1524 mm) for $\geq 0.082$ " thickness 100' (30.5 m) for $< 0.062$ " thickness
Bulk Density (Graphite)	70 lb/ft <sup>3</sup> (1.12 g/cc)
Compressibility at 5000 psi (35 MPa) load	40%
Recovery after 5000 psi (35 MPa) load	15%
Creep Relaxation Method: BSI-F125 at 6391 psi (44.1 MPa) load up to 400°C	<3% for 70 lb/ft <sup>3</sup>
Sealability Method: Mod DIN 3535 at 580 psi N <sup>2</sup> at 32 MPa load	<1.5 ml/min for 70 lb/ft <sup>3</sup>
Tensile Strength	3800 psi (26.31 MPa) additive of steel and GRAFOIL® flexible graphite
Temperature Use Range	-400°F to 975°F (-240°C to 525°C)
Resistance in #3 Oil Thickness increase Weight change	<12% <35%
Resistance in #1 Oil Thickness increase Weight change	<8% <33%
Certification	Certify to Grade

Notes:  
\* Properties listed are typical and cannot be used as accept/reject specifications.

### ASME Gasket Factors

- "m" Factor: 2
- "y" Stress: 900 psi (6.22 MPa)
- Max Gasket Unit Load: 24,000 psi (165.87 MPa)

+1 (800) 253-8003 (Toll-Free in USA)  
+1 (216) 529-3777 (International)

www.graftechAET.com | info@graftechAET.com

© 2017 Advanced Energy Technologies LLC. This information is based on data believed to be reliable but AET makes no warranties, express or implied, as to its accuracy and assumes no liability arising out of its use. The data listed falls within the normal range of product properties but should not be used to establish specification limits or used alone as the basis of design. AET's liability to purchasers is expressly limited to the terms and conditions of sale. eGRAF, GRAFGUARD® and GRAFOIL® are registered trademarks of Advanced Energy Technologies LLC. eGRAF, GRAFGUARD® and GRAFOIL® products, materials, and processes are covered by several US patents. For patent information visit www.graftechAET.com.

4.19.2017